

# **MAXANT**

---

**Manufacturing  
high quality, reliable  
digital and analog  
medical image  
display solutions  
since 1970.**

## Digital Display Solutions In A View Box Footprint

**MediPort** by Maxant Technologies is the next generation in medical imaging display. MediPort answers compelling, and previously unaddressed needs in diagnostic imaging: the need to incorporate diagnostic imaging into normal clinical or diagnostic review processes; and the need to embrace medical and information technology while conserving space.

MediPort's unique design combines the space saving and easy access features of a wall mounted installation with the feature-rich technology of digital workstations. The result is improved productivity and patient care without costly renovation efforts. MediPort fits into any space normally reserved for a film viewer. *see next page*



**Base Unit with Two Grayscale Monitors**

**MAXANT**

**mediport**

is a family of fully integrated digital workstations.



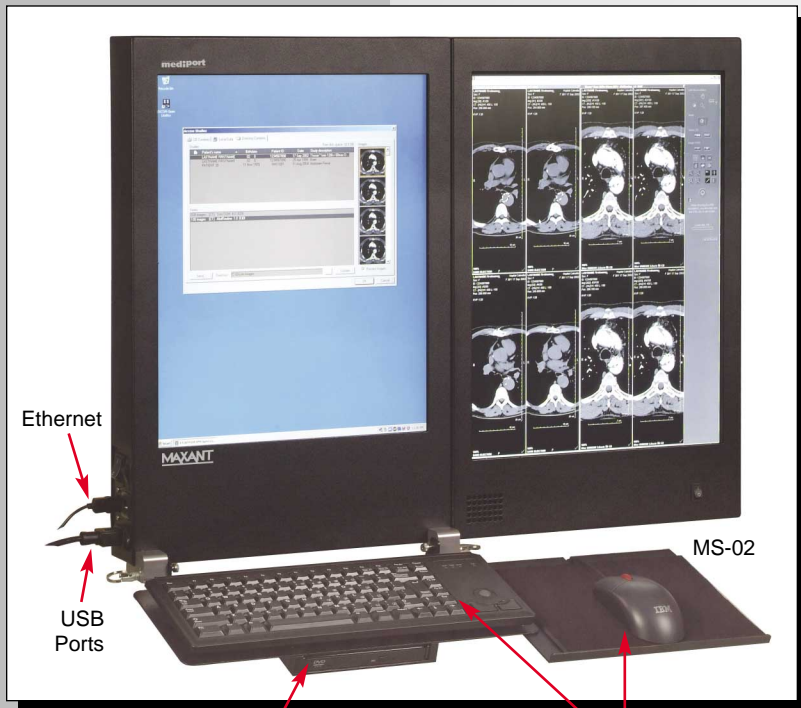
**Base Unit with TR401 Film Viewer**



**Base Unit**

# mediport

by MAXANT



Ethernet

USB  
Ports

MS-02

MediPort features a compact and easy access CD/DVD ROM.

MediPort lets you work the way you want, with either a mouse/shelf or optional trackball/keyboard configuration.

## Only MediPort

- Offers a choice of wall surface or recess mounting, or mobile cart.
- Features a pop-up keyboard complete with options for easy operation.
- Medical grade, electrical specification for the OR, ER, ICU, CCU and other key areas with isolated systems.
- Can be configured to serve as a clinical review or primary diagnostic workstation.
- Offers integrated digital display and analog film viewer option.

## AND...

- Complies with DICOM and other industry standards.
- Provides a platform for a PACS environment.
- Comes with standard technical and support services.

### TECHNICAL FEATURES

#### Base System

- Intel Celeron D 2.93 GHz Processor
- Intel 945 G Chipset
- Intel Graphics Media Accelerator 950
- Memory Dual Channel DDR2 667/533/400 MHz
- Active Management Technology for Remote Management
- 512 MB RAM
- 10/100/1000 LAN Controller (Ethernet)
- 40GB Hard Drive (Seagate 7200.7 Barracuda)
- CD/DVD ROM
- Keyboard and mouse
- 1.3 megapixel resolution portrait mode 19" color display

#### Expanded Systems

- Base system RAM expandable to 4GB
- Base system hard drive expandable to 80GB
- 1 or 2 additional 1.3 megapixel color displays
- 1 or 2 additional gray scale displays (conforms to DICOM standards). Available in 1.3 megapixel, 2.0 megapixel and 3.0 megapixel resolutions
- Combination of MAXANT Techline film viewers and digital displays

#### Mechanical

- Single digital imaging housing size is 14 x 21 x 5.5 inches.
- Single illuminator size is 14 x 21 x 3.5 inches
- All units mount in the same mounting configuration as the MAXANT Techline Illuminator product line, wall surface or recess mount

#### Electrical

- 120 or 240 volts at 50/60 cycles
- Medical grade line cord or units may be hard wired

#### Standards


- UL60601-1, EN60601-1, NFPA 99 as a class 1 medical device
- FCC class B, CISPR 22
- CNA/CSA C22 2 NO.601.1

*Specifications may change without notice.*



## Premium Techline

This high-end line boasts uniform lighting, Cluster Switching for optimal convenience, and many other standard features. Its universal surface or recess mounted body design is available in multiple "instant on" lighting configurations, including the 200 Series two lamp, the 300 Series three lamp and the 400 Series four lamp.



Premium Techline

# MAXANT

## Value MVP


The MVP combines quality and affordability in one diagnostic viewer. Designed to provide an answer for most traditional film viewing needs, the MVP features a standard two-lamp light source incorporated into a full range of configurations — from one panel up to six over six — surface or recess mounted.



Value MVP

## Economy TL Series


This illuminator provides a simple solution for basic viewing needs. A manual pre-heat starting switch powers its two lamp light source. Available in one and two panel surface mount configurations only.



Economy TLS

14" x 17" Illuminators

Premium



**LIGHT SOURCE & LUMINANCE:** Utilizing a universal body design, the TECHLINE series is available in any of the following light sources.

	Illumination Levels (Expected Minimum cd/m <sup>2</sup> )	Amps Per Panel	Voltage Requirements	Fluorescent Lamp Type
<b>TECHLINE 200 Series</b>	2420	0.75	118V 60 Hz per panel	(2)-F15T8/D
<b>TECHLINE 300 Series</b>				
<b>Standard</b> High Intensity	3400			
<b>Optional</b> Dual Intensity Low Mode	2000	0.66	118V 60 Hz	(3)-F15T8/D per panel
<b>Optional</b> Dual Intensity High Mode	3000			
<b>TECHLINE 400 Series</b>				
<b>Standard</b> High Intensity	4350			
<b>Optional</b> Dual Intensity Low Mode	2700	0.70	118V 60 Hz	(4)-F15T8/D per panel
<b>Optional</b> Dual Intensity High Mode	3200			

Actual luminance levels may vary.

**MAXANT**  
TECHLINE

**BRIGHT  
BRIGHTER  
BRIGHTEST**

**ONE  
ILLUMINATOR  
DESIGN**

**THREE  
LIGHT  
SOURCES**

**STANDARD FEATURES**

- Multiple Lighting Configurations:  
2 Lamp (200 Series), 3 Lamp (300 Series), 4 Lamp (400 Series)
- Thin, 3.375" Depth
- Tech-Grip Roller Gravity Film Holding System
- Centralized Cluster Switching (except with DB option)
- Continuous Bottom Film Ledge
- Minimal 1.8" separation between tiers of double tiered fixtures
- Easy access for servicing without removing the fixture from the wall
- High Gloss White Finish/Sturdy Steel Construction

**OPTIONAL FEATURES**

- FAS – Film Activated Switching
- MS – Master Switching
- DB – Hi/Lo Dual Brightness (300 and 400 Series only)
- HGP – Hospital Grade Plug
- HW – Surface Mount Hardware
- HF – Handle and Non-Skid Feet
- DVC – Diagnostic Viewing Center Mounting Options



FOR DETAILED SPECIFICATIONS AND CUT SHEETS, SEE [WWW.MAXANT.COM](http://WWW.MAXANT.COM)

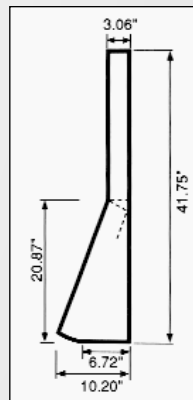
DESCRIPTION		DIMENSIONS		200 SERIES-2 LAMP		300 SERIES-3 LAMP		400 SERIES-4 LAMP	
Surface Mounted	Viewing Area*	Length	Height	Catalog Number	Shipping Wt. Lbs.	Catalog Number	Shipping Wt. Lbs.	Catalog Number	Shipping Wt. Lbs.
Single Panel 14 X 17"	14" X 17"	14"	21"	TS-201	24	TS-301	24	TS-401	24
2 Panel side by side	28" X 17"	28"	21"	TS-202	44	TS-302	44	TS-402	44
3 Panel side by side	42" X 17"	42"	21"	TS-203	64	TS-303	64	TS-403	64
4 Panel side by side	56" X 17"	56"	21"	TS-204	84	TS-304	84	TS-404	84
5 Panel side by side	70" X 17"	70"	21"	TS-205	107	TS-305	107	TS-405	107
6 Panel side by side	84" X 17"	84"	21"	TS-206	125	TS-306	125	TS-406	125
1 Over 1	2 X 14" X 17"	14"	42"	TS-211	37	TS-311	37	TS-411	37
2 Over 2	2 X 28" X 17"	28"	42"	TS-222	82	TS-322	82	TS-422	82
3 Over 3	2 X 42" X 17"	42"	42"	TS-233	125	TS-333	125	TS-433	125
4 Over 4	2 X 56" X 17"	56"	42"	TS-244	158	TS-344	158	TS-444	158
5 Over 5	2 X 70" X 17"	70"	42"	TS-255	307 (crated)	TS-355	307 (crated)	TS-455	307 (crated)
6 Over 6	2 X 84" X 17"	84"	42"	TS-266	346 (crated)	TS-366	346 (crated)	TS-466	346 (crated)
Recess Mounted	Viewing Area*	Wall Cut Out** Length	Wall Cut Out** Height	Catalog Number	Shipping Wt. Lbs.	Catalog Number	Shipping Wt. Lbs.	Catalog Number	Shipping Wt. Lbs.
Single Panel 14 X 17"	14" X 17"	14.75"	21.75"	TR-201	26	TR-301	26	TR-401	26
2 Panel side by side	28" X 17"	28.75"	21.75"	TR-202	45	TR-302	45	TR-402	45
3 Panel side by side	42" X 17"	42.75"	21.75"	TR-203	64	TR-303	64	TR-403	64
4 Panel side by side	56" X 17"	56.75"	21.75"	TR-204	87	TR-304	87	TR-404	87
5 Panel side by side	70" X 17"	70.75"	21.75"	TR-205	107	TR-305	107	TR-405	107
6 Panel side by side	84" X 17"	84.75"	21.75"	TR-206	128	TR-306	128	TR-406	128
1 Over 1	2 X 14" X 17"	14.75"	42.75"	TR-211	39	TR-311	39	TR-411	39
2 Over 2	2 X 28" X 17"	28.75"	42.75"	TR-222	86	TR-322	86	TR-422	86
3 Over 3	2 X 42" X 17"	42.75"	42.75"	TR-233	126	TR-333	126	TR-433	126
4 Over 4	2 X 56" X 17"	56.75"	42.75"	TR-244	185	TR-344	165	TR-444	165
5 Over 5	2 X 70" X 17"	70.75"	42.75"	TR-255	328 (crated)	TR-355	328 (crated)	TR-455	328 (crated)
6 Over 6	2 X 84" X 17"	84.75"	42.75"	TR-266	364 (crated)	TR-366	364 (crated)	TR-466	364 (crated)

\*Viewing height is actually 16.5" in order that extraneous light is eliminated when standard 14" x 17" film is inserted in the Roller Gravity Grip.  
 \*\*Overall Recessed Fixture dimensions, including recessed trim length and height, are each 3" greater than Surface Mounted Dimensions.



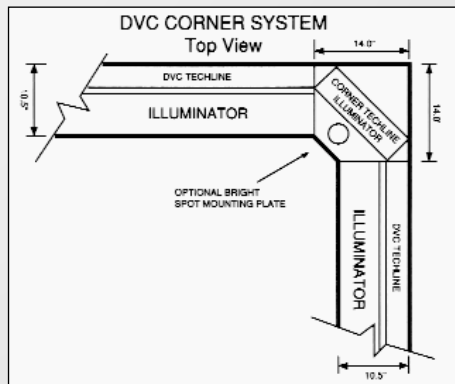
Optional DVC Angulation Systems

Catalog Number	Description	Dimensions	
		Length	Height
DVC11	1 OVER 1 ANGLED	14.25"	41.75"
DVC22	2 OVER 2 ANGLED	28.25"	41.75"
DVC33	3 OVER 3 ANGLED	42.25"	41.75"
DVC44	4 OVER 4 ANGLED	56.25"	41.75"
DVC55	5 OVER 5 ANGLED	70.25"	41.75"
DVC66	6 OVER 6 ANGLED	84.25"	41.75"



DVC Corner Systems

DVC90	CORNER KIT WITH BRITE SPOT CAPABILITY (BRITE SPOT NOT INCLUDED)
DVC91	CORNER KIT WITHOUT BRITE SPOT CAPABILITY



All DVC angulation systems and corner systems must be specified at the time an order is placed. Not All DVC systems are retro-fitable to existing fixtures.

## The Maxant Value Product (MVP)

combines quality and affordability in one diagnostic viewer. The MVP is designed to provide a reliable solution to most viewing needs.



VR – 204  
Four panel  
recess mounted unit



VS – 244  
Four over four panel  
surface mounted unit



VS – 202  
Two panel  
surface mounted unit

### MVP FEATURES

- Slim Steel Body Construction
- Two Lamp Light Source
- Flexi-Grip Film Holding System
- High Gloss White Finish
- Translucent Viewing Panel
- Continuous Bottom Film Ledge



### Surface Mounted

Description	Dimensions		Unit	Shipping Wt. Lbs.
	View Area*	Length/Height		
Single Panel 14x17	14" X 17"	14" 21"	VS-201	17
2-Panel Side-by-Side	28" X 17"	28" 21"	VS-202	33
3-Panel Side-by-Side	42" X 17"	42" 21"	VS-203	50
4-Panel Side-by-Side	56" X 17"	56" 21"	VS-204	67
5-Panel Side-by-Side	70" X 17"	70" 21"	VS-205	84
6-Panel Side-by-Side	84" X 17"	84" 21"	VS-206	101
One-Over-One	2 X 14" X 17"	14" 42"	VS-211	33
Two-Over-Two	2 X 28" X 17"	28" 42"	VS-222	67
Three-Over-Three	2 X 42" X 17"	42" 42"	VS-233	101
Four-Over-Four	2 X 56" X 17"	56" 42"	VS-244	134
Five-Over-Five	2 X 70" X 17"	70" 42"	VS-255	278 crated
Six-Over-Six	2 X 84" X 17"	84" 42"	VS-266	346 crated

### Recess Mounted

Description	Dimensions		Unit	Shipping Wt. Lbs.
	View Area*	Wall Cut-Out** Length/Height		
Single panel 14x17	14" X 17"	14.75" 21.75"	VR-201	24
2-Panel Side-by-Side	28" X 17"	28.75" 21.75"	VR-202	48
3-Panel Side-by-Side	42" X 17"	42.75" 21.75"	VR-203	72
4-Panel Side-by-Side	56" X 17"	56.75" 21.75"	VR-204	96
5-Panel Side-by-Side	70" X 17"	70.75" 21.75"	VR-205	120
6-Panel Side-by-Side	84" X 17"	84.75" 21.75"	VR-206	144
One-Over-One	2 X 14" X 17"	14.75" 42.75"	VR-211	48
Two-Over-Two	2 X 28" X 17"	28.75" 42.75"	VR-222	96
Three-Over-Three	2 X 42" X 17"	42.75" 42.75"	VR-233	144
Four-Over-Four	2 X 56" X 17"	56.75" 42.75"	VR-244	192
Five-Over-Five	2 X 70" X 17"	70.75" 42.75"	VR-255	320 crated
Six-Over-Six	2 X 84" X 17"	84.75" 42.75"	VR-266	368 crated

\* Viewing height is actually 16.5" in order that extraneous light is eliminated when standard 14 x 17 film is inserted.

\*\* Overall recessed fixture dimensions, including recessed trim length and height, are 3" greater than surface mounted dimensions.




## TL Series

### FEATURES

- Slim Steel Body Construction
- Two Lamp Light Source
- Available in One and Two-Panel Surface-Mount Configurations
- Flexi-Grip Film Holding System
- High Gloss White Finish
- Translucent Viewing Panel
- Continuous Bottom Film Ledge

## TL Series

A simple solution for basic viewing needs.



TLS-01



TLS-02

Catalog Number	Description	Length	Overall Height	Depth	Shipping Wt. Lbs.
TLS-01	One Panel Thrifty-Lume Surface Mounted	14"	21"	3 1/8"	16
TLS-02	Two Panel Thrifty-Lume Surface Mounted	28"	21"	3 1/8"	30



# MAXANT

14" x 17" Illuminators  
Economy



## High Intensity Hot Lamp (HL-101)

### FEATURES

- Variable rheostat on/off switch which varies intensity
- 7 foot cord switch
- Free-standing table top or wall mount capability
- Steel construction with powder-coat light gray finish

Hot Lamps

# Mammography Illuminators

The MAMMO-TECHLINE is a series of dedicated mammography illuminators designed to create an effective, comfortable reading environment for mammography interpretation. Its unique design incorporates an internal shutter providing the flexibility to read both 18 x 24cm and 24 x 30cm mammography film formats.



## Easy Glide

The MAMMO-TECHLINE Easy Glide Series features external side-to-side masking.



FEATURE	BENEFIT
Minimum viewer luminance of 3000 cd/m <sup>2</sup> (4500 cd/m <sup>2</sup> typical)	Meets or exceeds MQSA and ACR guidelines for luminance
Tech-grip roller gravity film holding system	Accommodates all film thicknesses and requires no field adjustments
Internal shutter	Provides flexibility to read both 18x24cm and 24x30cm files and meets MQSA guidelines
Flexible, versatile mounting	Creates optimal viewing for seated or standing mammography viewing
20 degree angulated lower tier for desk mount fixture	Creates optimal conditions for seated mammography viewing


Catalog Number	Description	Length	Overall Height	Depth	Shipping Wt. Lbs.
MAM301	Wall Mount 33"x11.125"	36"	13.0"	5.25"	31
MAM301	Desk Top Mount 33"x11.125" (20 degree angulation)	36"	15.0"	13.125"	31
MAM311	Wall Mount 33"x11.125"	36"	26.0"	5.25"	70
MAM311	Desk Top Mount 33"x11.125" (20 degree angulation)	36"	13.5"	7.25" (top) 13.125" (bottom)	70



The Mammo-Techline EG Series has all of the above features PLUS the Easy-Glide Side-to-Side Masking.

Catalog Number	Description	Viewing Area Length	Viewing Area Height	Total Unit Length	Total Unit Height	Depth	Shipping Wt. Lbs.
MEG301	Single Tier with Easy Glide	38.5"	10.875"	47.25"	14.5"	7"	95

# Enhancit Masks Configurations




E1824



E2430 (Left)



E2430 (Right)



EPHAN

Model No.	Description	Qty/Box
E1824	Each mask holds Two 18x24cm Mammography Films	8
E2430	Each mask holds One 24x30cm Mammography Film	4 Right/4 Left
EPHAN	Each mask holds One 18x24cm Mammography or Phantom Film	2



## How to use the ENHANCIT Masks

- Insert mask into a 14" x 17" viewer.
- Insert Mammograms into the film grip located on the mask.
- The mask may then be moved to another viewing area while the films are still retained in the mask.
- Remove films and reuse mask for the next case. (Durability of the mask is relate to frequency of usage and handling.)



## SPINE-TECHLINE & ORTHO-TECHLINE

### SURFACE MOUNTED

Catalog Number	Description
STS-21	Single Panel 14" X 36" (2 Lamp)
STS-22	2 Panel Side By Side (2 Lamp)
STS-23	3 Panel Side By Side (2 Lamp)
OTS-21	Single Panel 14" X 51" (2 Lamp)
OTS-22	2 Panel Side By Side (2 Lamp)
STS-41	Single Panel 14" X 36" (4 Lamp)
STS-42	2 Panel Side By Side (4 Lamp)
STS-43	3 Panel Side By Side (4 Lamp)
OTS-41	Single Panel 14" X 51" (4 Lamp)
OTS-42	2 Panel Side By Side (4 Lamp)

### RECESS MOUNTED

Catalog Number	Description
STS-21	Single Panel 14" X 36" (2 Lamp)
STS-22	2 Panel Side By Side (2 Lamp)
STS-23	3 Panel Side By Side (2 Lamp)
OTS-21	Single Panel 14" X 51" (2 Lamp)
OTS-22	2 Panel Side By Side (2 Lamp)
STS-41	Single Panel 14" X 36" (4 Lamp)
STS-42	2 Panel Side By Side (4 Lamp)
STS-43	3 Panel Side By Side (4 Lamp)
OTS-41	Single Panel 14" X 51" (4 Lamp)
OTS-42	2 Panel Side By Side (4 Lamp)



The versatile Spine-TECHLINE and Ortho-TECHLINE series of illuminators are designed specifically for spine and long bone film viewing. Suited for Chiropractors, Orthopedics and Veterinarians. They are available in 14 x 36" and 14 x 51" viewing areas.